



Wakefield Park Raceway

Round 3 : April 16 - 18



HORSELL SIDECAR CHAMPIONSHIP



ASBK.COM.AU

Date: 17/04/21
 Event: Q01
 Weather: Partly cloudy - Temp: 10.0C
 Track: Dry - Temp: 16.3C

Qualifying

Started at: 09:00:05
 Laps: 20 Min
 Starters: 11
 Printed at: 9:29

PROVISIONAL CLASSIFICATION

Pos	No	Name	Class	Machine	Fastest Lap	On Lap	Behind Leader	Behind Prev
1	1	Corey TURNER / Danyon TURNER (QLD) / Brewed / Fyrepro Aus	F1	Suzuki LCR 1000	1:05.176	4 of 4		
2	26	Patrick CLANCY / Stephen BONNEY (VIC) / DeWith M-sport / J&C Contracting / Golden Age Homes	F2	Suzuki LCR 600	1:05.423	16 of 16	.247	.247
3	17	Phillip UNDERWOOD / Stephen FORD (QLD) / Firefox Training	F1	LCR F1 1000	1:07.799	8 of 8	2.623	2.376
4	27	Howard FORD / Lee MENZIES (QLD)	F1	Suzuki RHR 1000	1:08.533	5 of 6	3.357	.734
5	4	Bruce COLLINS / Peter DE ANGELIS (VIC) / Breeze Logistics / Bruce Collins Enterprises	F2	Honda LCR 600	1:09.517	15 of 16	4.341	.984
6	105	Stuart GORRIE / Bradley GORRIE (VIC)	F2	Honda Shelb. 600	1:09.537	11 of 11	4.361	.020
7	15	Jeff BROWN / Chrissie CLANCY (NSW) / APW M- cycles / Motul Oils / RK Chains / Matty's Spoke Wheels / SDG Moto	F1	Suzuki JBR 998	1:09.796	11 of 11	4.620	.259
8	16	Darryl RAYNER / Kathryn WARNE (NSW)	F2	Honda CBR RR 600	1:10.494	5 of 7	5.318	.698
9	80	Damien EDIS / Melanie SCHLUTER (VIC) / All Round Speed Works	F2	Suzuki Random 600	1:10.836	13 of 13	5.660	.342
10	18	Simon REYNOLDS / Shannon BROWNE (NSW) / Darley Aluminium / Big Wheel Tyre & Auto / Gerard Malouf & Partners	F2	Suzuki MRE 600	1:11.545	12 of 13	6.369	.709
11	44	Jackson COLLINS / Daniel DINUZZO (VIC) / Fsport Boots	F2	Honda CES 600	1:11.675	9 of 9	6.499	.130

New qualifying record for SCR class - Previous: 1:05.309 by Howard FORD / Lee MENZIES (NSW) on a Suzuki LCR set on 17/03/18

*** ALL SIDECARS QUALIFY ***

The results are provisional until the end of the time limit for protests and appeals.

Chief Timekeeper - Scott Lang

Race Director - Tom Williams

Clerk of Course - Paul Hinds



www.computime.com.au
 COMPUTIME RACE TIMING SYSTEMS PTY LTD





Wakefield Park Raceway

Round 3 : April 16 - 18



HORSELL SIDECAR CHAMPIONSHIP

Qualifying



ASBK.COM.AU f t i y

Date: 17/04/21
 Event: Q01
 Weather: Partly cloudy - Temp: 10.0C
 Track: Dry - Temp: 16.3C

Started at: 09:00:05
 Laps: 20 Min
 Starters: 11
 Printed at: 9:29

PROVISIONAL LAP TIMES

No	Name	Lap 1	Lap 2	Lap 3	Lap 4	Lap 5	Lap 6	Lap 7	Lap 8	Lap 9	Lap 10
1	Corey TURNER / Danyon TURNER (QLD)	1:28.509	1:46.879	1:16.476	<u>1:05.176</u>						
4	Bruce COLLINS / Peter DE ANGELIS (VIC)	1:46.091	1:18.861	1:14.610	1:12.432	1:10.755	1:11.787	1:10.870	1:11.261	1:10.805	1:10.223
15	Jeff BROWN / Chrissie CLANCY (NSW)	1:43.723	1:23.819	1:16.734	1:12.287	1:11.022	1:10.963	5:38.189	1:30.101	2:33.540	1:22.145
16	Darryl RAYNER / Kathryn WARNE (NSW)	1:31.933	1:16.527	1:13.178	1:11.849	<u>1:10.494</u>	1:11.058	1:11.184			
17	Phillip UNDERWOOD / Stephen FORD (QLD)	1:32.850	1:10.953	1:08.634	1:10.132	2:32.075	1:29.611	1:10.579	<u>1:07.799</u>		
18	Simon REYNOLDS / Shannon BROWNE (NSW)	1:39.310	1:21.735	2:18.493	1:29.146	1:12.532	1:12.597	1:12.301	1:14.016	1:13.628	1:13.928
26	Patrick CLANCY / Stephen BONNEY (VIC)	1:32.873	1:15.140	1:09.481	1:08.405	1:09.417	1:07.735	1:07.676	1:07.448	1:06.604	1:07.368
27	Howard FORD / Lee MENZIES (QLD)	1:28.342	1:11.708	1:10.447	1:09.251	<u>1:08.533</u>	1:10.318				
44	Jackson COLLINS / Daniel DINUZZO (VIC)	1:36.698	1:22.444	1:14.144	1:13.144	5:08.221	1:32.870	1:14.454	1:13.790	<u>1:11.675</u>	
80	Damien EDIS / Melanie SCHLUTER (VIC)	1:38.566	1:19.847	5:45.046	1:22.340	1:23.289	1:15.186	1:12.206	1:12.131	1:11.732	1:11.118
105	Stuart GORRIE / Bradley GORRIE (VIC)	1:36.431	1:16.363	1:13.945	1:11.105	1:13.902	3:26.356	1:32.048	1:13.032	1:09.713	1:12.869

Scott Lang
 Chief Timekeeper - Scott Lang

Tom Williams
 Race Director - Tom Williams

Paul Hinds
 Clerk of Course - Paul Hinds



www.computime.com.au
 COMPUTIME RACE TIMING SYSTEMS PTY LTD





Wakefield Park Raceway

Round 3 : April 16 - 18



HORSELL SIDECAR CHAMPIONSHIP

Qualifying



ASBK.COM.AU

Date: 17/04/21
Event: Q01
Weather: Partly cloudy - Temp: 10.0C
Track: Dry - Temp: 16.3C

Started at: 09:00:05
Laps: 20 Min
Starters: 11
Printed at: 9:29

PROVISIONAL LAP TIMES

No	Name	Lap 11	Lap 12	Lap 13	Lap 14	Lap 15	Lap 16
1	Corey TURNER / Danyon TURNER (QLD)						
4	Bruce COLLINS / Peter DE ANGELIS (VIC)	1:10.606	1:10.363	1:10.256	1:09.685	<u>1:09.517</u>	1:10.462
15	Jeff BROWN / Chrissie CLANCY (NSW)		<u>1:09.796</u>				
16	Darryl RAYNER / Kathryn WARNE (NSW)						
17	Phillip UNDERWOOD / Stephen FORD (QLD)						
18	Simon REYNOLDS / Shannon BROWNE (NSW)	1:16.191	<u>1:11.545</u>	1:12.043			
26	Patrick CLANCY / Stephen BONNEY (VIC)	1:07.196	1:07.067	1:06.797	2:26.174	1:17.165	<u>1:05.423</u>
27	Howard FORD / Lee MENZIES (QLD)						
44	Jackson COLLINS / Daniel DINUZZO (VIC)						
80	Damien EDIS / Melanie SCHLUTER (VIC)	1:12.200	1:11.007	<u>1:10.836</u>			
105	Stuart GORRIE / Bradley GORRIE (VIC)		<u>1:09.537</u>				

*** ALL SIDECARS QUALIFY ***

The results are provisional until the end of the time limit for protests and appeals.

Chief Timekeeper - Scott Lang

Race Director - Tom Williams

Clerk of Course - Paul Hinds



www.computime.com.au
COMPUTIME RACE TIMING SYSTEMS PTY LTD





Wakefield Park Raceway

Round 3 : April 16 - 18



HORSELL SIDECAR CHAMPIONSHIP



ASBK.COM.AU f t i y

Date: 17/04/21
 Event: Q01
 Weather: Partly cloudy - Temp: 10.0C
 Track: Dry - Temp: 16.3C

Qualifying

Started at: 09:00:05
 Laps: 20 Min
 Starters: 11
 Printed at: 9:29

PROVISIONAL SPLIT TIMES

Lap	Split 1	Split 2	Split 3	Lap Time	Lap	Split 1	Split 2	Split 3	Lap Time
1 Corey TURNER / Danyon TURNER (QLD) (1st)					1	31.020	32.545	28.368	1:31.933 P
1	32.782	27.820	27.907	1:28.509 P	2	21.898	28.661	25.968	1:16.527
2	19.202	25.596	1:02.081	1:46.879	3	20.632	27.219	25.327	1:13.178
3	27.412	25.522	23.542	1:16.476 P	4	19.929	26.602	25.318	1:11.849
4	<u>17.986</u>	<u>24.047</u>	<u>23.143</u>	<u>1:05.176</u>	5	<u>19.416</u>	<u>26.370</u>	<u>24.708</u>	<u>1:10.494</u>
					6	19.606	26.569	24.883	1:11.058
					7	19.568	26.839	24.777	1:11.184
4 Bruce COLLINS / Peter DE ANGELIS (VIC) (5th)					17 Phillip UNDERWOOD / Stephen FORD (QLD) (3rd)				
1	39.924	36.507	29.660	1:46.091 P	1	37.309	28.885	26.656	1:32.850 P
2	22.221	29.393	27.247	1:18.861	2	19.776	26.383	24.794	1:10.953
3	21.006	27.774	25.830	1:14.610	3	18.651	<u>25.635</u>	24.348	1:08.634
4	20.461	26.425	25.546	1:12.432	4	19.254	26.233	24.645	1:10.132
5	19.466	26.206	25.083	1:10.755	5	18.695	26.423	1:46.957	2:32.075
6	19.276	26.446	26.065	1:11.787	6	37.337	27.213	25.061	1:29.611 P
7	19.397	26.340	25.133	1:10.870	7	18.371	26.926	25.282	1:10.579
8	19.422	26.624	25.215	1:11.261	8	<u>18.316</u>	25.646	<u>23.837</u>	<u>1:07.799</u>
9	19.848	25.875	25.082	1:10.805	18 Simon REYNOLDS / Shannon BROWNE (NSW) (10th)				
10	19.770	25.676	24.777	1:10.223	1	36.801	32.698	29.811	1:39.310 P
11	19.970	25.960	<u>24.676</u>	1:10.606	2	22.973	30.272	28.490	1:21.735
12	19.542	25.573	25.248	1:10.363	3	21.543	29.404	1:27.546	2:18.493
13	19.818	25.590	24.848	1:10.256	4	35.777	26.847	26.522	1:29.146 P
14	19.353	25.475	24.857	1:09.685	5	<u>19.670</u>	27.048	25.814	1:12.532
15	<u>18.989</u>	25.477	25.051	<u>1:09.517</u>	6	19.867	26.834	25.896	1:12.597
16	19.719	<u>25.319</u>	25.424	1:10.462	7	19.726	26.522	26.053	1:12.301
15 Jeff BROWN / Chrissie CLANCY (NSW) (7th)					8	20.682	27.008	26.326	1:14.016
1	38.597	34.499	30.627	1:43.723 P	9	19.701	27.351	26.576	1:13.628
2	24.232	31.148	28.439	1:23.819	10	20.129	27.556	26.243	1:13.928
3	22.080	28.832	25.822	1:16.734	11	20.570	27.323	28.298	1:16.191
4	20.240	27.250	24.797	1:12.287	12	20.119	<u>26.204</u>	<u>25.222</u>	<u>1:11.545</u>
5	20.090	26.720	<u>24.212</u>	1:11.022	13	19.984	26.421	25.638	1:12.043
6	19.508	26.449	25.006	1:10.963	26 Patrick CLANCY / Stephen BONNEY (VIC) (2nd)				
7	21.917	30.593	4:45.679	5:38.189	1	31.788	32.493	28.592	1:32.873 P
8	35.465	29.339	25.297	1:30.101 P	2	21.417	28.652	25.071	1:15.140
9	19.793	26.335	1:47.412	2:33.540	3	19.415	25.373	24.693	1:09.481
10	30.813	26.765	24.567	1:22.145 P	4	19.020	25.180	24.205	1:08.405
11	<u>19.421</u>	<u>25.889</u>	24.486	<u>1:09.796</u>					
16 Darryl RAYNER / Kathryn WARNE (NSW) (8th)									

Scott Laing
 Chief Timekeeper - Scott Laing

Tom Williams
 Race Director - Tom Williams

Paul Hinds
 Clerk of Course - Paul Hinds



www.computime.com.au
 COMPUTIME RACE TIMING SYSTEMS PTY LTD





Wakefield Park Raceway

Round 3 : April 16 - 18



HORSELL SIDECAR CHAMPIONSHIP



Date: 17/04/21
 Event: Q01
 Weather: Partly cloudy - Temp: 10.0C
 Track: Dry - Temp: 16.3C

Started at: 09:00:05
 Laps: 20 Min
 Starters: 11
 Printed at: 9:29


PROVISIONAL SPLIT TIMES


Lap	Split 1	Split 2	Split 3	Lap Time	Lap	Split 1	Split 2	Split 3	Lap Time
5	19.105	26.027	24.285	1:09.417	80 Damien EDIS / Melanie SCHLUTER (VIC) (9th)				
6	18.639	24.926	24.170	1:07.735	1	35.389	33.314	29.863	1:38.566 P
7	18.586	24.844	24.246	1:07.676	2	23.211	30.226	26.410	1:19.847
8	18.615	24.841	23.992	1:07.448	3	21.350	28.576	4:55.120	5:45.046
9	18.165	24.539	23.900	1:06.604	4	28.445	28.200	25.695	1:22.340 P
10	18.879	24.588	23.901	1:07.368	5	27.581	28.929	26.779	1:23.289
11	18.591	24.705	23.900	1:07.196	6	20.930	28.745	25.511	1:15.186
12	18.538	24.543	23.986	1:07.067	7	20.329	26.917	24.960	1:12.206
13	18.555	24.553	23.689	1:06.797	8	19.908	27.275	24.948	1:12.131
14	18.520	25.070	1:42.584	2:26.174	9	20.105	26.697	24.930	1:11.732
15	29.091	24.336	23.738	1:17.165 P	10	19.965	26.718	24.435	1:11.118
16	18.211	23.948	23.264	1:05.423	11	19.694	27.160	25.346	1:12.200
					12	19.600	26.611	24.796	1:11.007
27 Howard FORD / Lee MENZIES (QLD) (4th)					13	19.898	26.283	24.655	1:10.836
1	30.297	31.059	26.986	1:28.342 P	105 Stuart GORRIE / Bradley GORRIE (VIC) (6th)				
2	19.820	26.956	24.932	1:11.708	1	33.986	32.830	29.615	1:36.431 P
3	19.385	26.674	24.388	1:10.447	2	22.499	28.012	25.852	1:16.363
4	19.320	25.952	23.979	1:09.251	3	20.004	28.089	25.852	1:13.945
5	18.994	25.771	23.768	1:08.533	4	19.269	26.433	25.403	1:11.105
6	19.395	26.678	24.245	1:10.318	5	19.282	27.369	27.251	1:13.902
44 Jackson COLLINS / Daniel DINUZZO (VIC) (11th)					6	20.740	27.562	2:38.054	3:26.356
1	31.726	33.597	31.375	1:36.698 P	7	39.494	26.943	25.611	1:32.048 P
2	23.297	30.827	28.320	1:22.444	8	20.301	27.408	25.323	1:13.032
3	20.232	27.231	26.681	1:14.144	9	19.070	26.073	24.570	1:09.713
4	19.775	27.475	25.894	1:13.144	10	19.418	28.235	25.216	1:12.869
5	22.028	31.592	4:14.601	5:08.221	11	19.069	25.755	24.713	1:09.537
6	36.987	29.183	26.700	1:32.870 P					
7	19.430	29.037	25.987	1:14.454					
8	19.970	27.981	25.839	1:13.790					
9	19.605	26.448	25.622	1:11.675					

*** ALL SIDECARS QUALIFY ***

The results are provisional until the end of the time limit for protests and appeals.


 Chief Timekeeper - Scott Lang


 Race Director - Tom Williams


 Clerk of Course - Paul Hinds



www.computime.com.au
 COMPUTIME RACE TIMING SYSTEMS PTY LTD





Wakefield Park Raceway

Round 3 : April 16 - 18



HORSELL SIDE CAR CHAMPIONSHIP



ASBK.COM.AU

Date: 17/04/21
 Event: Q01
 Weather: Partly cloudy - Temp: 10.0C
 Track: Dry - Temp: 16.3C

Qualifying

Started at: 09:00:05
 Laps: 20 Min
 Starters: 11
 Printed at: 9:29

PROVISIONAL FASTEST LAPS SEQUENCE

Race Time	No	Name	Machine	Fastest Lap	On Lap
2:14.280	16	Darryl RAYNER / Kathryn WARNE (NSW)	Honda CBR RR 600	1:31.933	1
3:30.083	26	Patrick CLANCY / Stephen BONNEY (VIC)	Suzuki LCR 600	1:15.140	2
4:39.564	26	Patrick CLANCY / Stephen BONNEY (VIC)	Suzuki LCR 600	1:09.481	3
5:47.969	26	Patrick CLANCY / Stephen BONNEY (VIC)	Suzuki LCR 600	1:08.405	4
8:05.121	26	Patrick CLANCY / Stephen BONNEY (VIC)	Suzuki LCR 600	1:07.735	6
9:12.797	26	Patrick CLANCY / Stephen BONNEY (VIC)	Suzuki LCR 600	1:07.676	7
10:20.245	26	Patrick CLANCY / Stephen BONNEY (VIC)	Suzuki LCR 600	1:07.448	8
11:26.849	26	Patrick CLANCY / Stephen BONNEY (VIC)	Suzuki LCR 600	1:06.604	9
13:50.071	1	Corey TURNER / Danyon TURNER (QLD)	Suzuki LCR 1000	1:05.176	4

*** ALL SIDECARS QUALIFY ***

The results are provisional until the end of the time limit for protests and appeals.

Chief Timekeeper - Scott Lang

Race Director - Tom Williams

Clerk of Course - Paul Hinds



www.computime.com.au
 COMPUTIME RACE TIMING SYSTEMS PTY LTD





Wakefield Park Raceway

Round 3 : April 16 - 18



HORSELL SIDECAR CHAMPIONSHIP

Qualifying



ASBK.COM.AU f t i y

Date: 17/04/21
 Event: Q01
 Weather: Partly cloudy - Temp: 10.0C
 Track: Dry - Temp: 16.3C

Started at: 09:00:05
 Laps: 20 Min
 Starters: 11
 Printed at: 9:29

PROVISIONAL BEST PARTIAL TIMES

Pos	Split 1		Split 2		Split 3		LAP		Ideal	Fastest
	Name	Time	Name	Time	Name	Time	Name	Time		
1	TURNER / TURNER	17.986	CLANCY / BONNEY	23.948	TURNER / TURNER	23.143	TURNER / TU	1:05.176	1:05.176	
2	CLANCY / BONNEY	18.165	TURNER / TURNER	24.047	CLANCY / BONNEY	23.264	CLANCY / BO	1:05.377	1:05.423	
3	UNDERWOOD / FO	18.316	COLLINS / DEANGE	25.319	FORD / MENZIES	23.768	UNDERWOOD	1:07.788	1:07.799	
4	COLLINS / DEANGE	18.989	UNDERWOOD / FO	25.635	UNDERWOOD / FO	23.837	FORD / MENZI	1:08.533	1:08.533	
5	FORD / MENZIES	18.994	GORRIE / GORRIE	25.755	BROWN / CLANCY	24.212	COLLINS / DE	1:08.984	1:09.517	
6	GORRIE / GORRIE	19.069	FORD / MENZIES	25.771	EDIS / SCHLUTER	24.435	GORRIE / GO	1:09.394	1:09.537	
7	RAYNER / WARNE	19.416	BROWN / CLANCY	25.889	GORRIE / GORRIE	24.570	BROWN / CLA	1:09.522	1:09.796	
8	BROWN / CLANCY	19.421	REYNOLDS / BROW	26.204	COLLINS / DEANGE	24.676	EDIS / SCHLU	1:10.318	1:10.836	
9	COLLINS / DINUZZ	19.430	EDIS / SCHLUTER	26.283	RAYNER / WARNE	24.708	RAYNER / WA	1:10.494	1:10.494	
10	EDIS / SCHLUTER	19.600	RAYNER / WARNE	26.370	REYNOLDS / BROW	25.222	REYNOLDS /	1:11.096	1:11.545	
11	REYNOLDS / BROW	19.670	COLLINS / DINUZZ	26.448	COLLINS / DINUZZ	25.622	COLLINS / DI	1:11.500	1:11.675	

*** ALL SIDECARS QUALIFY ***

The results are provisional until the end of the time limit for protests and appeals.

Scott Lang
 Chief Timekeeper - Scott Lang

Tom Williams
 Race Director - Tom Williams

Paul Hinds
 Clerk of Course - Paul Hinds



www.computime.com.au
 COMPUTIME RACE TIMING SYSTEMS PTY LTD





Wakefield Park Raceway

Round 3 : April 16 - 18



ASBK.COM.AU f t i y

HORSELL AUSTRALIAN SIDECAR CHAMPIONSHIP

EVENTS 1, 5 & 16

Date: 17/04/21
Event: Q01
Weather: Partly cloudy - Temp: 10.0C
Track: Dry - Temp: 16.3C

Started at: 09:00:05
Laps: 20 Min
Starters: 11
Printed at: 9:29

PROVISIONAL GRID SHEET



1	1 TURNER / TURNE 1:05.176	26 CLANCY / BONN 1:05.423
2	17 UNDERWOOD / 1:07.799	27 FORD / MENZIE 1:08.533
3	4 COLLINS / DEANG 1:09.517	105 GORRIE / GOR 1:09.537
4	15 BROWN / CLANC 1:09.796	16 RAYNER / WARN 1:10.494
5	80 EDIS / SCHLUTE 1:10.836	18 REYNOLDS / BR 1:11.545
6	44 COLLINS / DINU 1:11.675	

Chief Timekeeper - Scott Lang

Race Director - Tom Williams

Clerk of Course - Paul Hinds



www.computime.com.au
COMPUTIME RACE TIMING SYSTEMS PTY LTD





Wakefield Park Raceway





Round 3 : April 16 - 18



HORSELL SIDECAR CHAMPIONSHIP

Qualifying



ASBK.COM.AU    

Date: 17/04/21
Event: Q01
Weather: Partly cloudy - Temp: 10.0C
Track: Dry - Temp: 16.3C


Started at: 09:00:05
Laps: 20 Min
Starters: 11
Printed at: 9:29

PROVISIONAL RACE INFORMATION


Time	Description
09:00:05	Event Start
09:10:54	Track temps: Finish - 16.3C / Int 1 - 15.4C / Int 2 - 14.2C
09:20:10	Chequered Flag
09:23:04	Event Finish
09:24:01	NEW QUALIFYING LAP RECORD (Turner/Turner) - Prev: 1:05.309 (Ford/Menzies)

*** ALL SIDECARS QUALIFY ***


The results are provisional until the end of the time limit for protests and appeals.



Chief Timekeeper - Scott Lang



Race Director - Tom Williams



Clerk of Course - Paul Hinds



www.computime.com.au
COMPUTIME RACE TIMING SYSTEMS PTY LTD

